

# How to Register for DFW Fiber Fest 2026 Classes

## Step-by-Step Registration Instructions

### Purpose

This document explains how to register for classes for DFW Fiber Fest 2026. Please read all instructions before starting to avoid errors or delays.

### Important Rules (Read Before You Begin)

- You can only register ONE person at a time.
- Each registrant must have their own unique email address.
- Classes are not reserved until payment is submitted and you see the Confirmation Page.

### Before You Start

- A valid email address for the person being registered
- Credit card information
- List of all classes you want to purchase

### Step-by-Step Registration Instructions

**Step 1:** Click the Shiny Begin Registration Button at the bottom of our registration information page on our website:

[dfwfiberfest.org/register](https://dfwfiberfest.org/register)

Link will be available until 8/13/2026.

This link will take you to Cvent our registration software site in a new tab or window.



Summary

**DFW FIBER FEST 2026**  
AUGUST 28-30  
Irving Convention Center  
Classes begin August 27

### REGISTRATION INSTRUCTIONS

**You only need to register if you plan to purchase classes.**

We have implemented a few improvements to modify your registration. Please read through the following carefully.

- You can only register for ONE person at a time. Each registrant must have a separate email address.
- Start by clicking on the Register Button at the bottom of the page.
- Complete the Personal Information page and click the Next Button.
- On the DFW Fiber Fest 2026 Class Selection page, choose ALL classes you want to purchase before clicking on the Next Button at the bottom of the page.
- All available classes are listed in groups according to their day and times on one page.
- The class information is to the left of the Select button for the class.
- If a class is sold out, it will say Sold Out. You will have the option to be added to the waitlist. A Waitlist link will only appear when a class is sold out.
- Once you have selected all the classes you want to purchase, click the Next Button to go to the Registration Summary Page. The Next Button is at the bottom of the page.
- Please review the Registration Summary page to ensure you have selected all the classes you wish to purchase.
- After you have reviewed the Registration Summary Page, click the Next Button to go to the DFW Fiber Fest Scholarship Fund Donation page.
  - If you choose to donate, please enter a value of \$5 or more. It will be added to your total at the end. This is not refundable.
- Once you have reviewed the Donation page, click the Next Button to go to the Order Summary page to Submit Payment.
- **Classes are not considered "yours" until you have completed the credit card information, click the Submit Button and the Confirmation Page appears!**

[Top of Registration Summary Page](#)

**Step 2:** Scroll to the bottom of the page and click the Register button.

**Waitlist**

If a class is sold out, you can join the waitlist directly through the registration system.

- Waitlists **first come, first served**
- You'll receive an email if a spot opens
- You'll have **24 hours** to claim it before it moves to the next person

**DETAILS**

**August 27, 2026 – August 30, 2026**

**Irving Convention Center**  
© 500 West Las Colinas  
Irving, TX 75039

**REGISTER**

[Already registered?](#)

**cvent**

Copyright © 2000-2026 Cvent, Inc. All rights reserved.

[Event Management Software](#) | [Mobile Event Apps](#) | [Event Registration Software](#) | [Webinar Platform](#)  
[Cvent Privacy Policy](#)

**Bottom of page with Register button**

### Step 3: Personal Information

Complete the Personal Information page and click Next.

**You will enter the following information:**

**First Name:**

**Last Name:**

**Email:**

**Phone Number:**

**Zip Code:**


**Ravelry ID:** (Optional)

**Additional Information:**

**How did you hear about DFWFF?** (You must select one of the options)

#### Personal Information Page

[Summary](#)



## DFW FIBER FEST 2026

**AUGUST 28-30** Irving Convention Center  
Classes begin August 27

### Personal Information

Fill out the information below, then click Next to continue.

Registration Type DFW Fiber Fest 2026 Registration

\* First name

\* Last name

\* Email address

\* Mobile


\* Zip Code

Ravelry ID

### Additional Information

\* How did you hear about DFWFF?

- Advertising
- Email
- Friends
- Guild
- Newsletter
- Social Media
- Vendor
- Yarn Shop
- Other



## Step 4: Select Classes

On the Class Selection page, select ALL desired classes before clicking Next at the bottom of the page.

**\*\* A class is selected when you click "Select" and the button turns blue.**

If it is not blue, it is not selected.

Image below shows a selected class.

Friday Afternoon		
2:00 PM-5:00 PM	<b>Double Knitting 101 Bridgerton Cowl</b> Tanis Gray Material Fee: \$4	<a href="#">Join Waitlist</a> Capacity Full
2:00 PM-5:00 PM	<b>Yvonne Crochet Earrings</b> Sarah Korth Material Fee: \$22	<b>\$112.00</b> <b>Selected</b> 6 remaining
2:00 PM-5:00 PM	<b>Victorian Knitted Lace Edgings, Modernized</b> Alissa Barton	<b>\$90.00</b> <a href="#">Switch</a> 21 remaining
2:00 PM-5:00 PM	<b>Ladderback Jacquard for Stranded Knitting</b> Amy Snell	<a href="#">Join Waitlist</a> Capacity Full

**\*\*If you selected the wrong, class don't panic!**

Simply click the button again to deselect OR click Switch to select a different class.

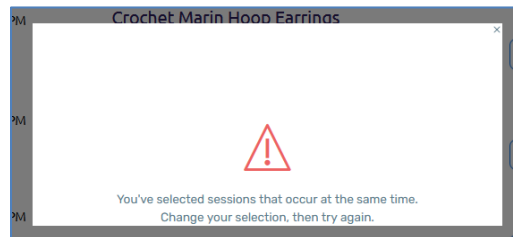
**\*\*If the class is full, the button will say Join the Waitlist.**

Click the "Join the Waitlist" button. The button will then turn blue and display "Joined the Waitlist"

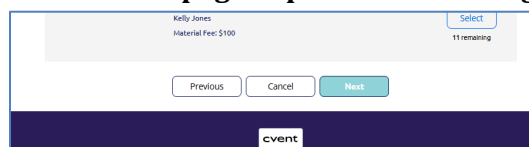
**Cannot join the waitlist for a class in the same time period as a class selected. Sorry. This is built to prevent double booking.**

**\*\* If you select a class at the same time slot, an error message will appear.**

Click X at top right corner or hit esc on your keyboard to close the message.



**Click Next button at bottom of the page to proceed to the Registration Summary.**



**Step 5:** Review the Registration Summary and confirm your selections. Click the Next button at the bottom of the Page to proceed to the next page. If changes are needed, click “Previous”.






# DFW FIBER FEST 2026

## AUGUST 28-30

Irving Convention Center  
Classes begin August 27

### Registration Summary

Take a moment to review your registration before continuing.

**Momo Moo**  
moz@gmail.comx ^

[Edit](#)

Mobile 55555555	Zip Code 55555
--------------------	-------------------

#### Additional Information

How did you hear about DFWFF?  
Advertising

#### Registration Details

Item	Date	Price
<b>Sessions</b>		
Never Kitchener: Alternative Ways to Graft Your Knitting	8/28/26, 9:30 AM - 8/28/26, 12:30 PM	\$90.00
Yvonne Crochet Earrings	8/28/26, 2:00 PM - 8/28/26, 5:00 PM	\$112.00

Previous
Cancel
Next

**If added to a waitlist, the waitlisted classes will appear on the summary as below:**

Item	Date	Price
<b>Sessions</b>		
Yvonne Crochet Earrings	8/28/26, 2:00 PM - 8/28/26, 5:00 PM	\$112.00
<b>Waitlisted Sessions</b>		
Stranded Colorwork and Latvian Braids Luminosu Hat or Cowl	8/28/26, 9:30 AM - 8/28/26, 12:30 PM	Complimentary

Previous
Cancel
Next

**Step 6: Optional — enter a donation of \$5 or more on the Scholarship Fund Donation page. Click Next button.**



# DFW FIBER FEST 2026

**AUGUST 28-30** Irving Convention Center  
Classes begin August 27

## DFW Fiber Fest Scholarship Fund

**DFW Fiber Fest Scholarship Fund**  
Help us promote education in the fiber arts!

As part of our mission, we grant scholarships for a portion of our classes each year, allowing more students to access our educational opportunities.

These scholarships are funded by sponsorships, raffles, vendor contributions, and individual contributions from the community.

You can also contribute to our scholarship fund by making an optional donation. Your support helps us provide more educational opportunities and enrich the fiber arts community.


Enter Amount (\$5 or more)

Please do not use the dollar sign. Just type the amount you wish to donate, 5 or more.

[Previous](#) [Cancel](#) [Next](#)

Scholarship donation Page

**Step 7: Enter payment information and click Submit to complete registration.**



# DFW FIBER FEST 2026

**AUGUST 28-30** Irving Convention Center  
Classes begin August 27

## Order Summary

Review your order information and submit your payment.

Momo Mooo

Item	Price
Session Yvonne Crochet Earrings	\$112.00

---

Subtotal	\$112.00
Order Total	\$112.00

## Payment

Select Payment Method

Credit Card

[Previous](#) [Cancel](#) [Submit](#)

## **After You Register**

Cvent will send the following emails:

- Registration Confirmation Email
- One Class Information Email for every class registered
- Addition to Waitlist for each of the class(es) selected. (if joined a waitlist)

If you do not receive any of these emails within 24 hours, please contact us.

## **Contact Information**

Email: [classes@dfwfiberfest.org](mailto:classes@dfwfiberfest.org)